



Golar LNG Energy Limited

Golar LNG Energy




World LNG Summit- Barcelona

4 December 2009

Blake Blackwell, VP of Business Development





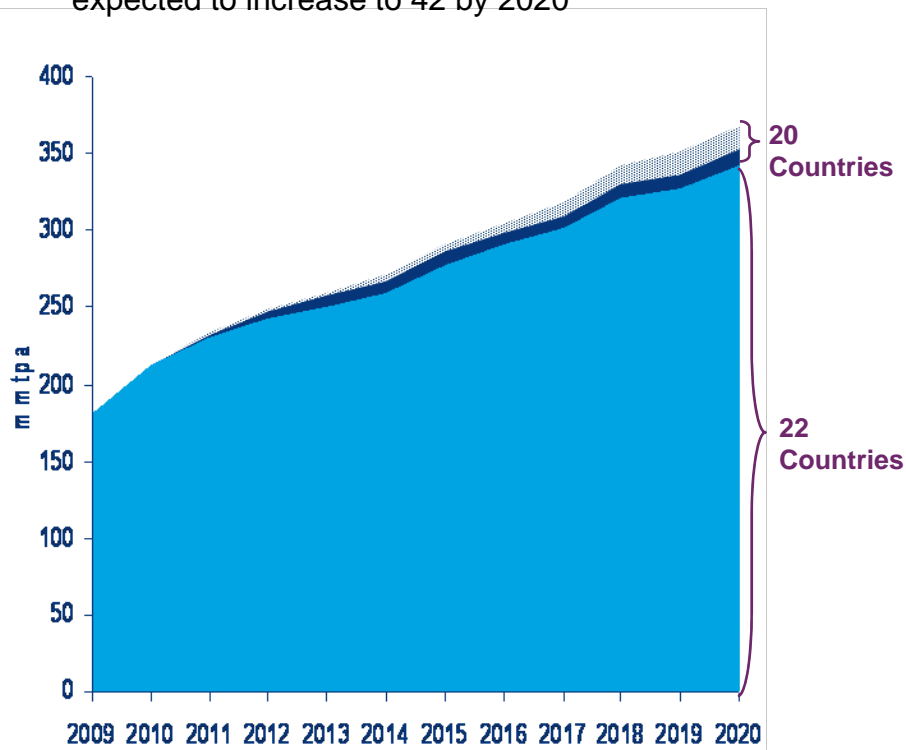
-  Golar Operational / Committed / Participation
-  Other Industry Operational / Committed
-  Locations where further projects have been proposed

Source: Courtesy of Wood Mackenzie / Golar LNG



LNG Demand by Status

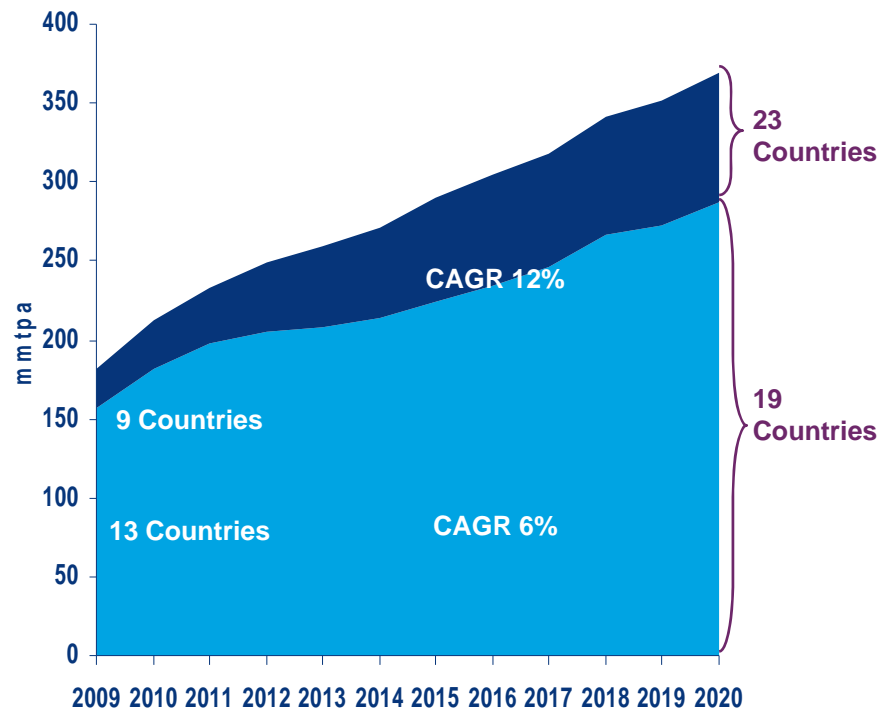
In 2009, there were 22 countries importing LNG, this is expected to increase to 42 by 2020



- ▒ Future Importer (Planned)
- Future Importer (Project Under Development)
- Existing Importer

OECD vs Non-OECD LNG Demand

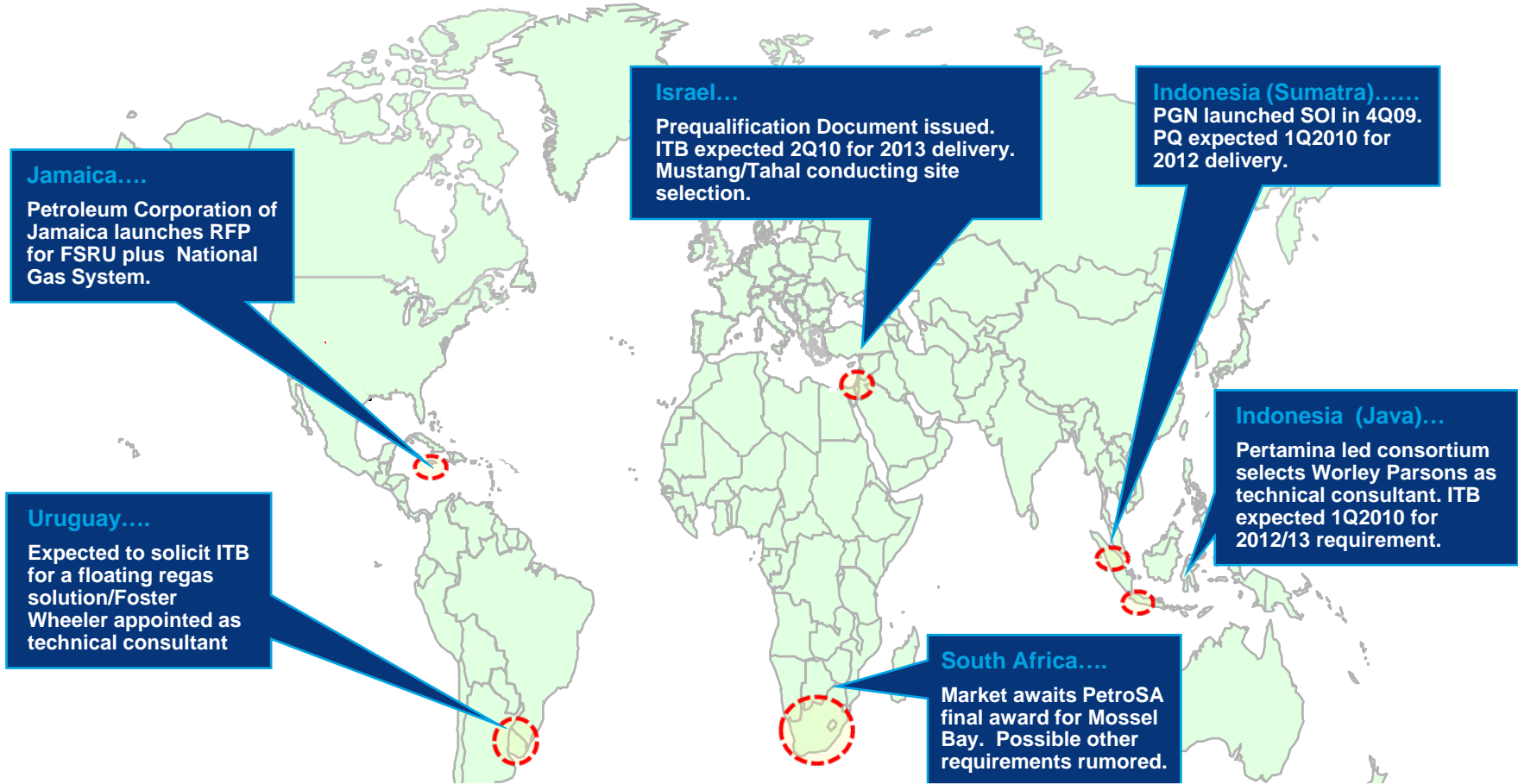
In 2009, Non-OECD members accounted for 13% of Global LNG demand. This is forecast to increase to over 22% in 2020



- Non OECD
- OECD Members

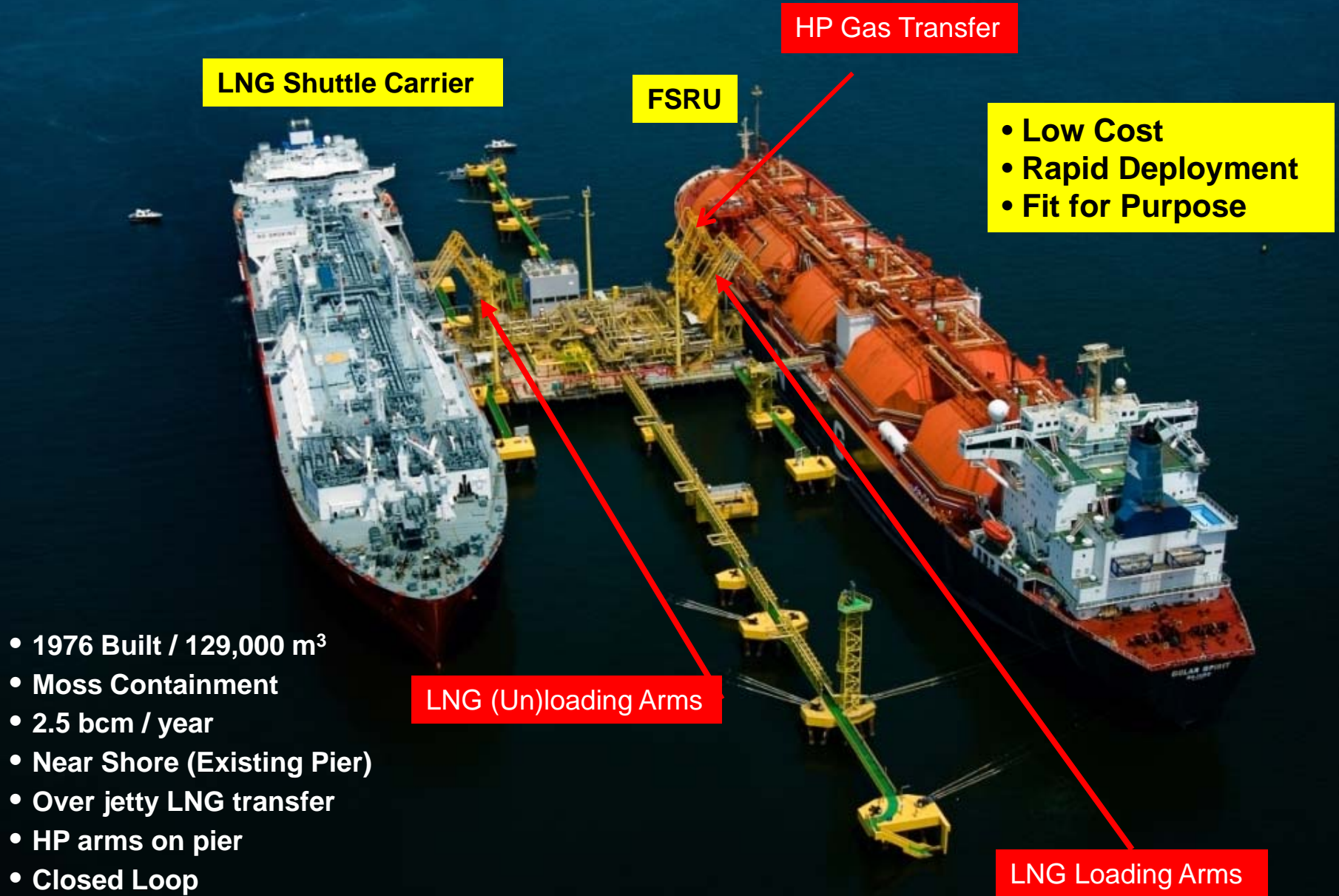


Public Market Activity on the Move



- **New LNG Importers**
- **Immediate need to solve energy/economic issue**
- **Full turnkey projects – Increased risk to Regas Providers**
- **Technical consultants/experienced project developers engaged early**

1st Conversion – Golar Spirit (Brazil) – 2 MTA



2nd Conversion – Golar Winter (Brazil) – 4 MTA

Golar LNG



- Low Cost
- Rapid Deployment
- Fit for Purpose

- New Engine House AFT**
 - Steam Boiler
 - Turbo/Generator 8 MW

New Vent Mast

Gas Manifolds

Regas Skids

3 SW Lift Pumps

- 2004 Built- 138,000 m³
- Membrane Containment
- 5.1 bcm / year
- Near Shore (New Pier)
- Over jetty LNG transfer
- HP arms on jetty
- Open / Closed Loop



3rd Conversion – Golar Freeze (Dubai) – 3 MTA

Golar LNG



- Low Cost
- Rapid Deployment
- Fit for Purpose

LNG Shuttle Carrier

FSRU

LNG Loading Arms

Regasification

New Pier

HP Gas Transfer

New Breakwater

- 1976 Built – 125,000 m³
- Moss Containment
- 4.0 bcm / year
- Near Shore (New Pier)
- Side by side LNG transfer
- HP arms on jetty
- Open Loop



Fast, Flexible and Cost Effective

- On stream in 2 years rather than 3 to 5 years from FID
- Less risk of delays related to land acquisition
- Reduced challenges with permitting
- Flexibility to be repositioned to a demand center / possible use as LNGC
- FSRU Owner responsible for operations
- Industry estimates suggest FSRU terminal is at least 50% less expensive
- 3 MTA onshore Asia terminal est. to cost \$750M to \$1 Billion USD⁽¹⁾





SUPPORT

DEFINITION

SITING

**PROJECT
DEVELOPMENT
CAPABILITY**

**GAS
OFFTAKER(S)**

- **A Clear Mandate / Strong Support Base**
 - Clear project drivers / Support of government and/or strong energy partner
- **Project Functional Requirements Definition**
 - Regas Rate / Vaporization / Storage / Availability / Permitting / Emissions
- **Siting of Vessel**
 - Infrastructure requirements / Environmental conditions (sea state, wind, etc)
- **Full Chain Project Development Capability**
 - Scope may include LNG Sourcing + FSRU + Downstream Infrastructure + Gas Sales
- **The Gas Offtaker**
 - Real projects are driven by the offtaker- set pricing/demand

